

VIETNAM ECONOMIC MONITORING



All figures refer to the first six months of 2023 (January - June)

Source: GSO Vietnam & MPI Vietnam

Unit: US Dollar | YoY

ECONOMY



GDP growth:
3.7%

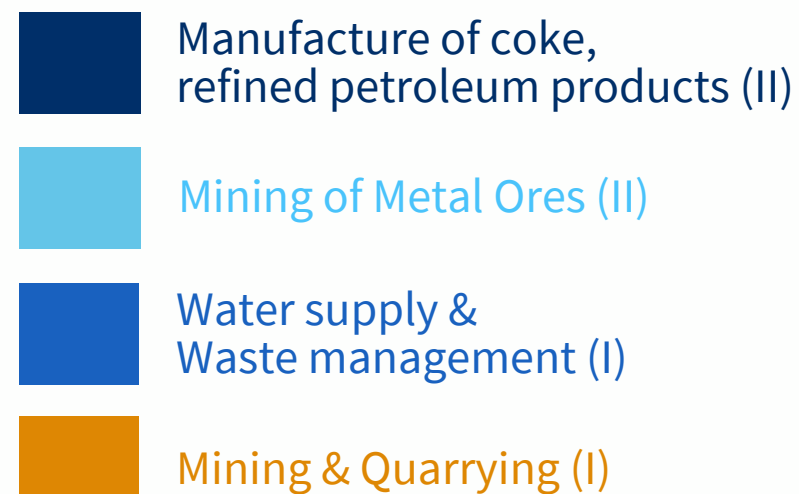
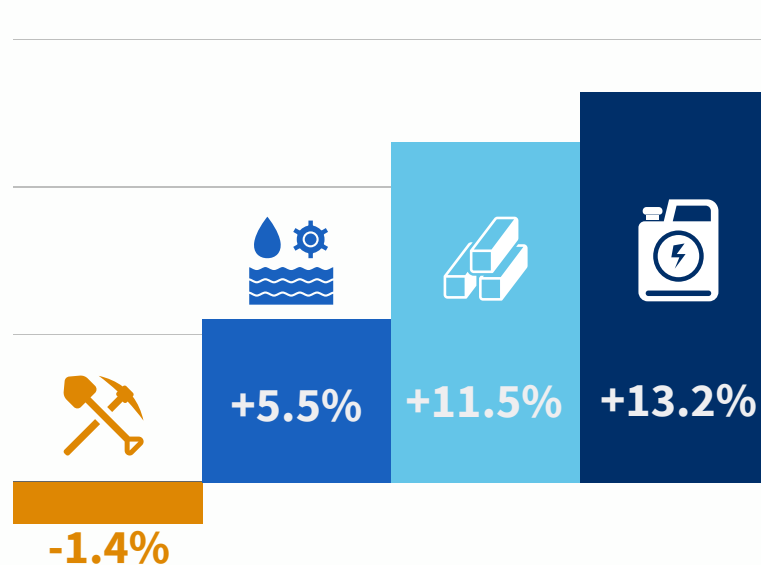
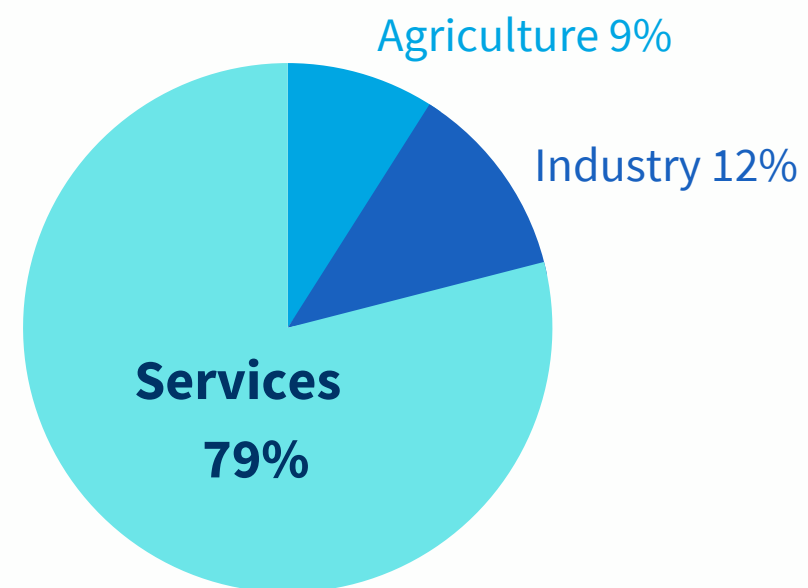


Inflation rate:
4.7%



Index of Industrial Production:
0.4%

GDP structure:



TRADE



Total value:
316.7 B

Exports:

164.5 B

- ▼ Telephones (-18%)
- ▼ Textile / Clothing
- ▼ Footwear

Imports:

152.2B

- ▼ Machinery (-12%)
- ▼ Electronics

FDI



Registered capital:
13.4 B

Realized capital:
10 B



No. of FDI projects:
1,293
(~ 6.5 B in value)



German FDI*:
159.4 M
18 licensed projects

*) Calculated from January 1, 2023 to June 20, 2023