

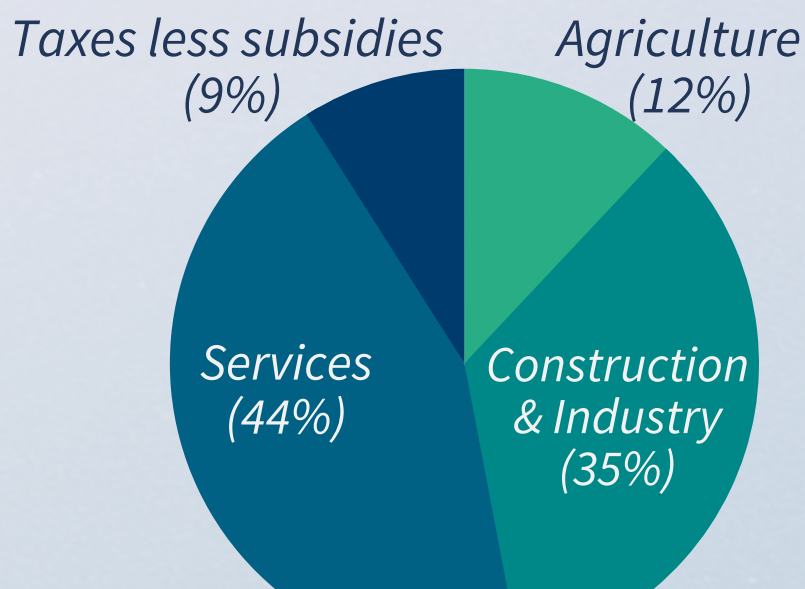
All figures refer to the First Quarter (Jan - Mar) of 2023

Unit: US Dollar Source: GSO
YoY

ECONOMY



▲ **4.7%**
New Afforestation



34,000
New Enterprises



▲ **13.9%**
*Retails Sales
of goods and services*

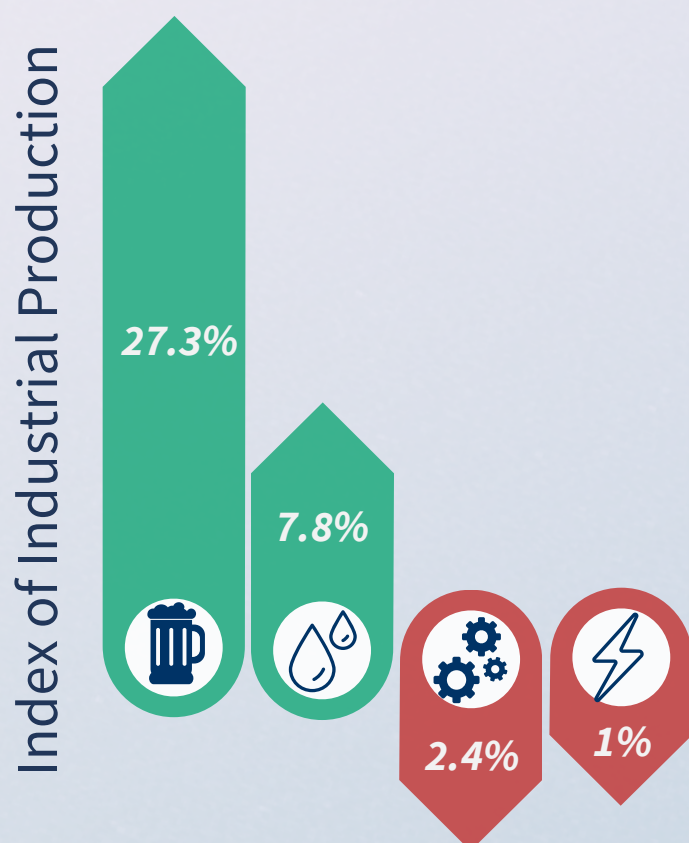


GDP Structure

All figures refer to the First Quarter (Jan - Mar) of 2023

Unit: US Dollar Source: GSO
YoY

ECONOMY



Beverage



Water & Waste Management



Manufacturing & Processing



Electricity Production & Distribution



CPI

▲ 4.2%



IIP

▼ 2.2%

▲ 5.0%

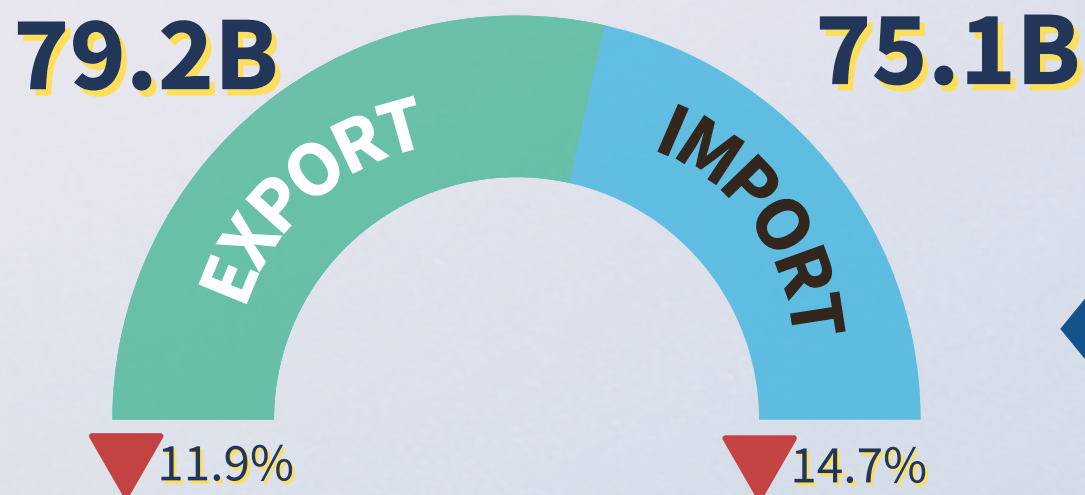
Inflation



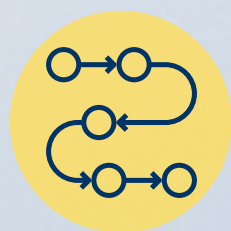
All figures refer to the First Quarter (Jan - Mar) of 2023

Unit: US Dollar Source: GSO
YoY

TRADE



Main exported groups



Processing
(88.7%)



**Agriculture -
Forestry** (7.7%)



Capital goods
(93.5%)



Consumer goods
(6.5%)

VIETNAM ECONOMIC MONITORING



All figures refer to the First Quarter (Jan - Mar) of 2023

Unit: US Dollar Source: GSO
YoY

FDI

