

VIETNAM ECONOMIC MONITORING


i All figures refer to the first five months of 2023 (January - May)

Source: GSO Vietnam & MPI Vietnam

Unit: US Dollar

YoY

ECONOMY




Mining of Metal Ores

Water Supply & Waste Management

Production of Beverage

Manufacturing & Processing



TRADE



262.5B
Total Trade Turnover

EXPORT
136.2B

▼ 11.6%

▼ Wood products (-29%)
▼ Textile / Clothing
▼ Footwear

IMPORT
126.4B

▼ 17.9%

▼ Textile materials (-23%)
▼ Computers / Electronics
▼ Machinery and accessories

FDI




Registered capital: **10.9B**

Realized capital: **7.7B**

Newly licensed projects: **962**

5.3B ▲ 27.8%
worth values
(accumulated by May 20, 2023)



Top FDI Investors