

VIETNAM ECONOMIC MONITORING

All figures refer to the first nine months of 2023 (January - September)

Source: GSO Vietnam & MPI Vietnam

Unit: US Dollar | YoY

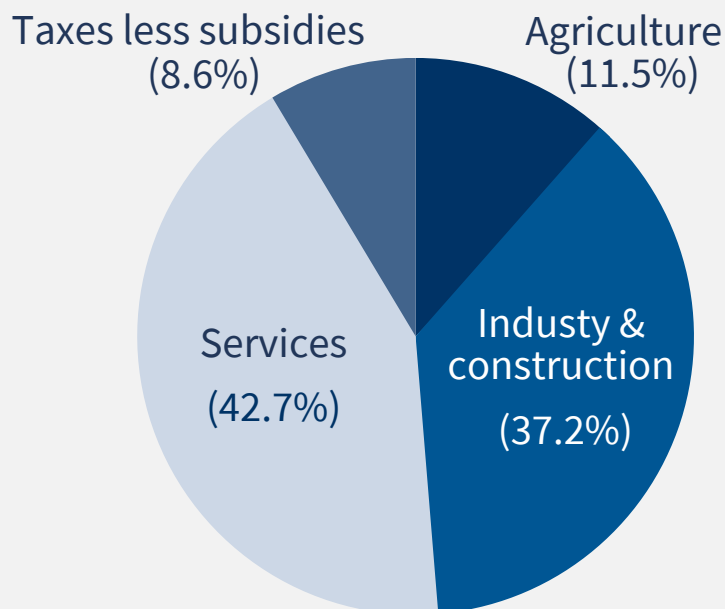
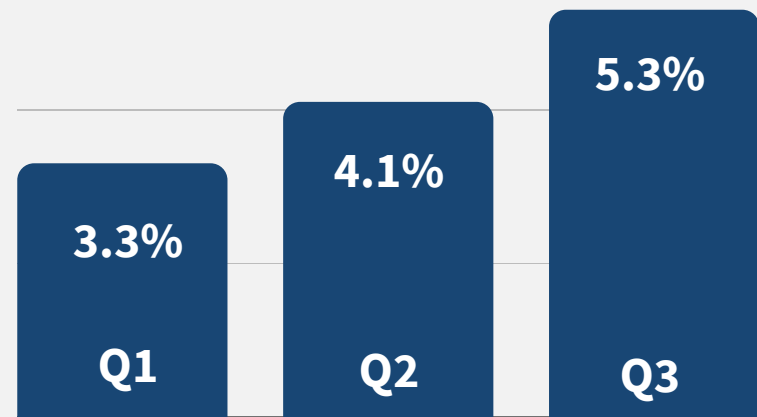
ECONOMY



**GDP growth in
9 months**

▲ 4.2%

GDP growth previous quarters



GDP structure

116,342

New Enterprises

▲ 3.1%



Retail Sale

3,572.1 trillion VND

▲ 8.4%



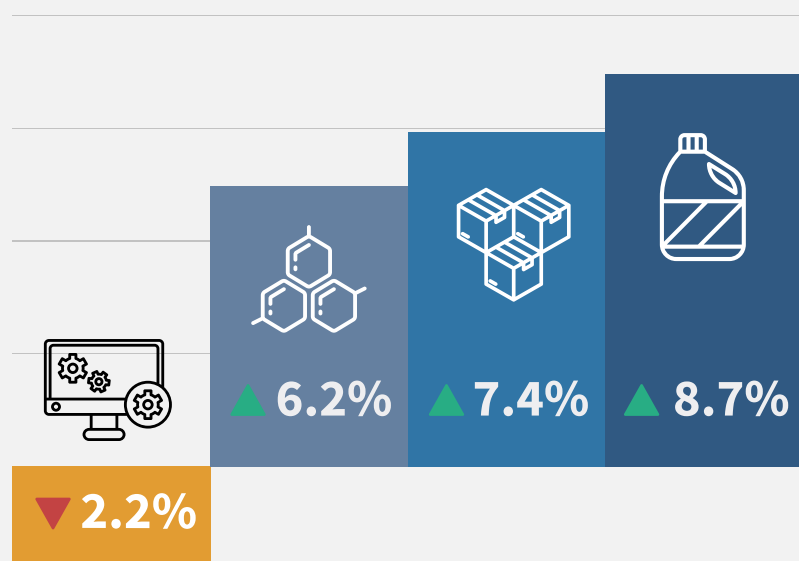
VIETNAM ECONOMIC MONITORING





All figures refer to the first nine months of 2023 (January - September)

Source: GSO Vietnam & MPI Vietnam

Unit: US Dollar | YoY

ECONOMY



-  Manufacture of computer, electronic and optical products
-  Manufacture of chemicals and chemical products
-  Manufacture of prefabricated metal products (except machinery and equipment)
-  Manufacture of rubber and plastic products



CPI

▲ 3.2%



IIP

▲ 1.7%



Inflation

▲ 4.5%

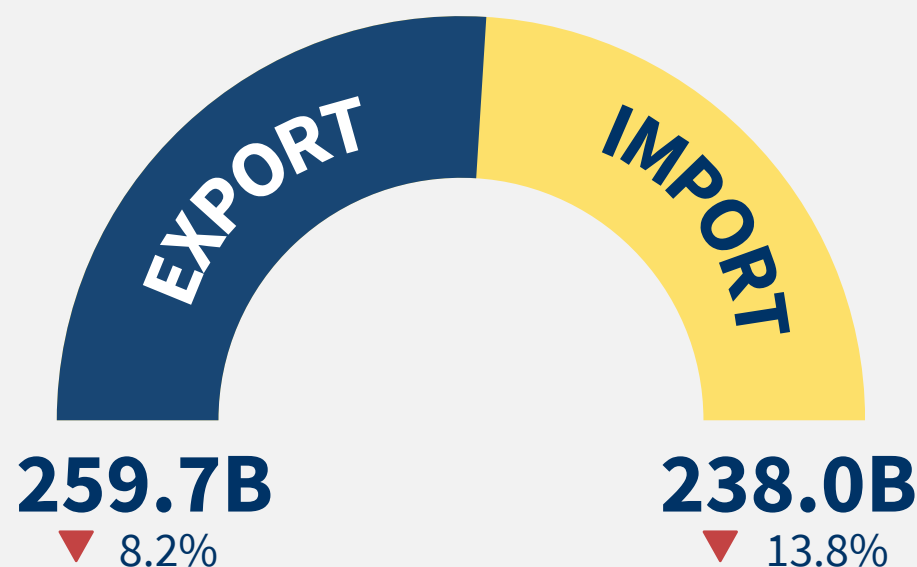
VIETNAM ECONOMIC MONITORING

All figures refer to the first nine months of 2023 (January - September)

Source: GSO Vietnam & MPI Vietnam

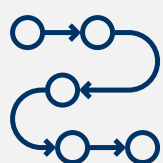
Unit: US Dollar | YoY

TRADE



Trade Surplus
21.7B

Main exported groups



Processing
(88.3%)



**Agriculture -
Forestry** (7.9%)



Capital goods
(93.7%)



Consumer goods
(6.3%)

VIETNAM ECONOMIC MONITORING



All figures refer to the first nine months of 2023 (January - September)

Source: GSO Vietnam & MPI Vietnam

Unit: US Dollar | YoY

FDI

▲ 19.3%

20.2B
Registered

▲ 2.2%

15.9B
Realized

★ **2,254** new projects
→ **10.2B** ▲ 43.6%
worth values
(accumulated by September 20, 2023)

Major investment sector
Processing (69.3%)
14.0B

Germany in Vietnam




462 Projects*
\$2.6B* worth values

*valid projects accumulated
by September 20, 2023

Top FDI Investors



Singapore



China



Japan