



CAMBODIA ECONOMIC FACTSHEET 2023

Sources: IMF, World Bank, Destatis, Trade Stats, UN, CDC, Cambodian Authorities | Unit: US Dollar



ECONOMY

 **GDP growth**
5.4%

 **Inflation rate**
2.3%

 **Population**
16.9M


 **Labor force (2022)**
9M

FDI



Net FDI Inflow
4.9B

Approved FDI-financed projects by sector (8M/2023)


Non-garment industries (51.9%)


Garment (30.3%)


Agriculture & food processing (16%)

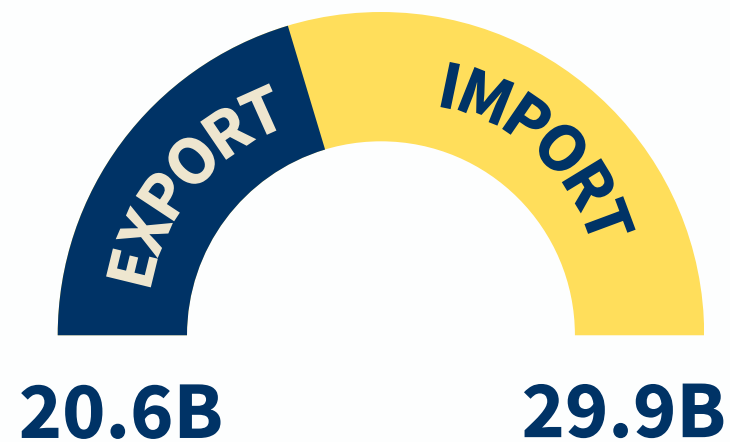
Top investors



TRADE



Total Trade Value
50.5B




GERMANY - CAMBODIA RELATIONS



German exports **0.2B**

2.1B **German imports**



40+ 
representatives of German business in Cambodia