

The Region Leipzig:

A prime location for your business opportunities.

German Business Day Bologna



INVEST
REGION
LEIPZIG
GERMANY

The Region Leipzig

Location, location, location



Placed at the intersection of ancient trans-European routes



Airport with 24/7 Services and European DHL HUB



Geographically favorable location: perfect for serving the German & European market



Gateway to the new EU accession states of eastern Europe



Short distances to consumers, prime location for production & sales activities in Europe



Big catchment area:
50 km radius: approx. 1.5 million inhabitants
100 km radius: approx. 7 million inhabitants



Leipzig: The city of change



Fall of the inner German border: Demonstrations in Leipzig set the ball rolling.



In Leipzig the demonstrations began on 4 September 1989, where the protesters marched in the streets and voiced their grievances.



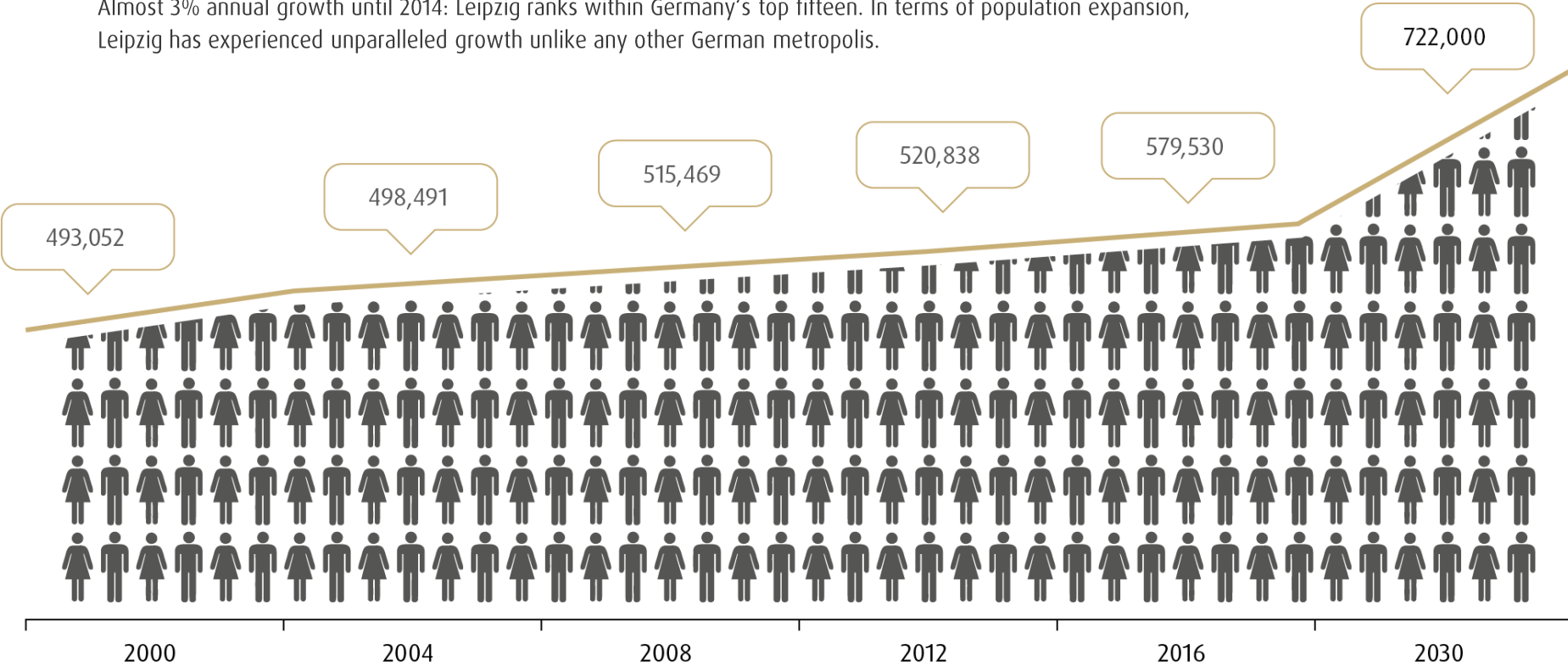
In the following week, the number of protesters more than doubled to 320,000.



This pressure led to the fall of the Berlin Wall on 9 November 1989, marking the imminent fall of the socialist GDR regime.

Highly dynamic population development

Almost 3% annual growth until 2014: Leipzig ranks within Germany's top fifteen. In terms of population expansion, Leipzig has experienced unparalleled growth unlike any other German metropolis.




Industrial diversification in the Leipzig Region



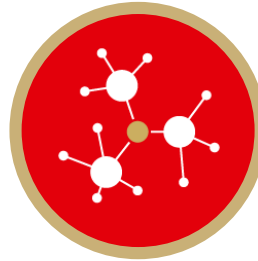
Automotive and
Supplier Industry



Chemical
Industry



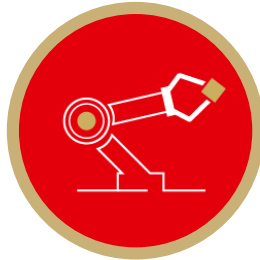
Energy and
Environmental Technology



Healthcare and
Biotechnology



Food and Packaging
Industry



Manufacturing
Industry



IT and
e-commerce



Logistics



Media and
Creative Industries

Great neighbours

Big Brands in the Leipzig Region



The Region Leipzig has all the benefits!

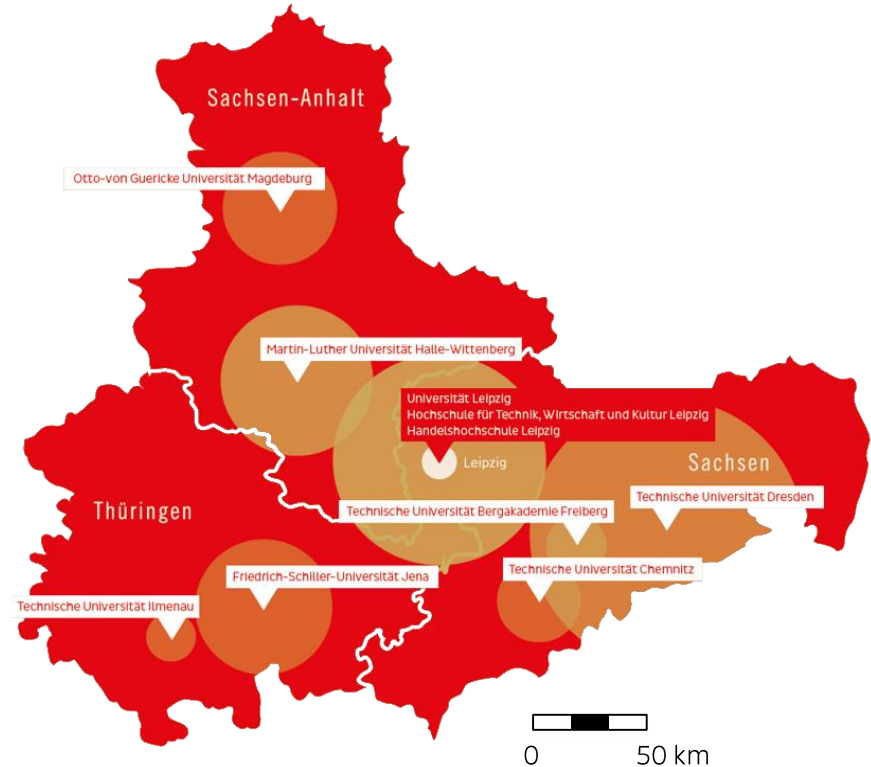


- Concentrated economic power
- Connected infrastructure
- Attractive industrial and commercial real estate
- Enormous potential in skilled workers
- Excellent education and research facilities
- Comprehensive support for investment
- High productivity on a national and international scale
- Outstanding quality of life



Excellent workforce

- Leipzig is a prime location for highly qualified and skilled workers
- 40,000 students study at the Leipzig University and other institutions of higher education
- Numerous universities and institutions of higher education, with more than 155.000 students, are located in the catchment area of Leipzig
- In the Region Leipzig, there are almost 400.000 employees liable to social security – the manufacturing industries alone employ more than 50.000 people
- Just under 18% of employees in Leipzig have a university degree (German average is 13%)



Commercial real estate, industry areas and office spaces at attractive prices



- Various industrial and commercial areas with infrastructural linkages and flexible sizes (to buy from 10 EUR/m²)
- Commercial real estates, e.g. warehouses and industry plants available in all locations
- Peak rent of 13 EUR/m² (plus additional costs) within the city of Leipzig and starting from 7,50 EUR/m² (plus additional costs) in the urban area



Funding opportunities

Comprehensive support for investment

- The Joint Scheme for the Improvement of Regional Economic Structures (GRW) supports investment in the manufacturing industry and production-related services.
- Small and medium-sized enterprises can benefit from non-reimbursable investment grants up to a maximum of 30% when new jobs are created.
- In addition, state grants, including grants from the European Social Fund (ESF), and low-interest credit from the Free State of Saxony are available.
- The city of Leipzig further supports small and medium-sized enterprises with its so-called „Mittelstandsförderprogramm“. The program especially promotes innovation- and technology-oriented projects.

Maximum GRW funding rates for the Leipzig Region



All benefits of the Region Leipzig at a glance

01

Ideal Location

Placed at the intersection of ancient **trans-European routes**

02

Optimal Connection

DHL Hub with **24/7 air traffic**, modern **high-speed lines** and a direct connection to **4** interstate highways

03

Available spaces and real estate

Comprehensive range of **industrial and commercial areas**: starting from **10,00 €/m²**

04

Funding opportunities

Investment grants up to a maximum of **30%** for small and medium-sized enterprises (< 50 Employees)

05

Center for research and development

16 prestigious research facilities and 9 educational institutes shape the Region Leipzig as an important science location within Germany

06

Available workforce

Junior staff on site: more than **155.000** students in the catchment area of the Region, about **40.000** of them in Leipzig

Contact

Take advantage of our services for investors: we are here to support you throughout the process of making your business investment vision a reality. As well as offering comprehensive advice on location, we are happy to come with you to site inspections, arrange meetings with relevant authorities and set in train your recruitment of skilled workers. Contact us – we look forward to meeting you and hearing your ideas for locating your business in Region Leipzig.

INVEST REGION LEIPZIG GmbH

Michael Körner

Managing Director

Phone: +49 341 2682 7770

email: service@invest-region-leipzig.de

Markt 9

04109 Leipzig – Germany

www.invest-region-leipzig.com

