

# VIETNAM ECONOMIC MONITORING

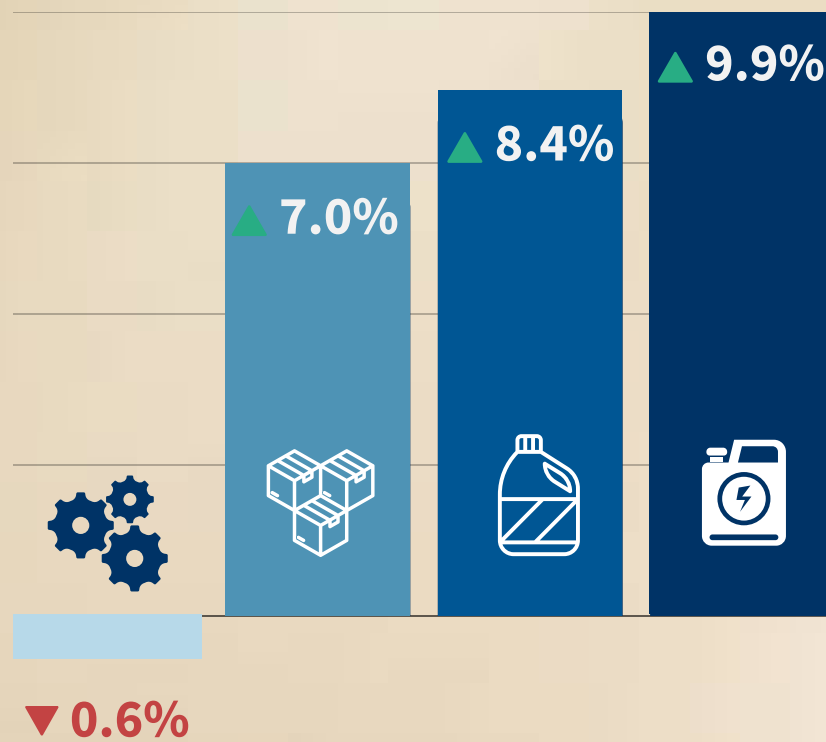
**i** All figures refer to the first eight months of 2023 (January - August)

Source: GSO Vietnam & MPI Vietnam

Unit: US Dollar | YoY

## ECONOMY

Index of Industrial Production




Manufacturing & processing

Manufacture of prefabricated metal products (except machinery and equipment)

Manufacture of rubber and plastic products


Manufacture of coke, refined petroleum products



## TRADE

**435.2B**

Total export and import turnover



**227.7B**  
▼ 10.0%

**207.5B**  
▼ 16.2%

• Main export goods:  
Processing (88.4%)

• Main import goods:  
Capital goods (93.8%)

## FDI

Registered: **\$18.2B** ▲ 8.2%

Realized: **\$13.1B** ▲ 1.3%

✓ **1,924** new projects  
→ **8.9B** ▲ 39.7%  
worth values  
(accumulated by August 20, 2023)

## Top FDI Investors



Singapore



China



Japan

## Germany in Vietnam



**24** newly registered projects  
→ **179.6M**  
worth values  
(accumulated by August 20, 2023)